

Responding to Admissions and Financial Aid Questions

Robert N. Pangborn

Campaign All Volunteer Summit

September 14, 2012



For the future
THE CAMPAIGN FOR PENN STATE STUDENTS

PENNSTATE





Welcome *to Penn State*

Is **Penn State** the right fit for **me**?

Visitation Program

Almost 50,000 visitors annually at University Park

Presentation in Shields

Tour of campus led by Lion Ambassador or Lion Scout

Opportunity to visit college and meet with program adviser in afternoon

Things to Consider



Individual Interests

Costs and Benefits

Student Life

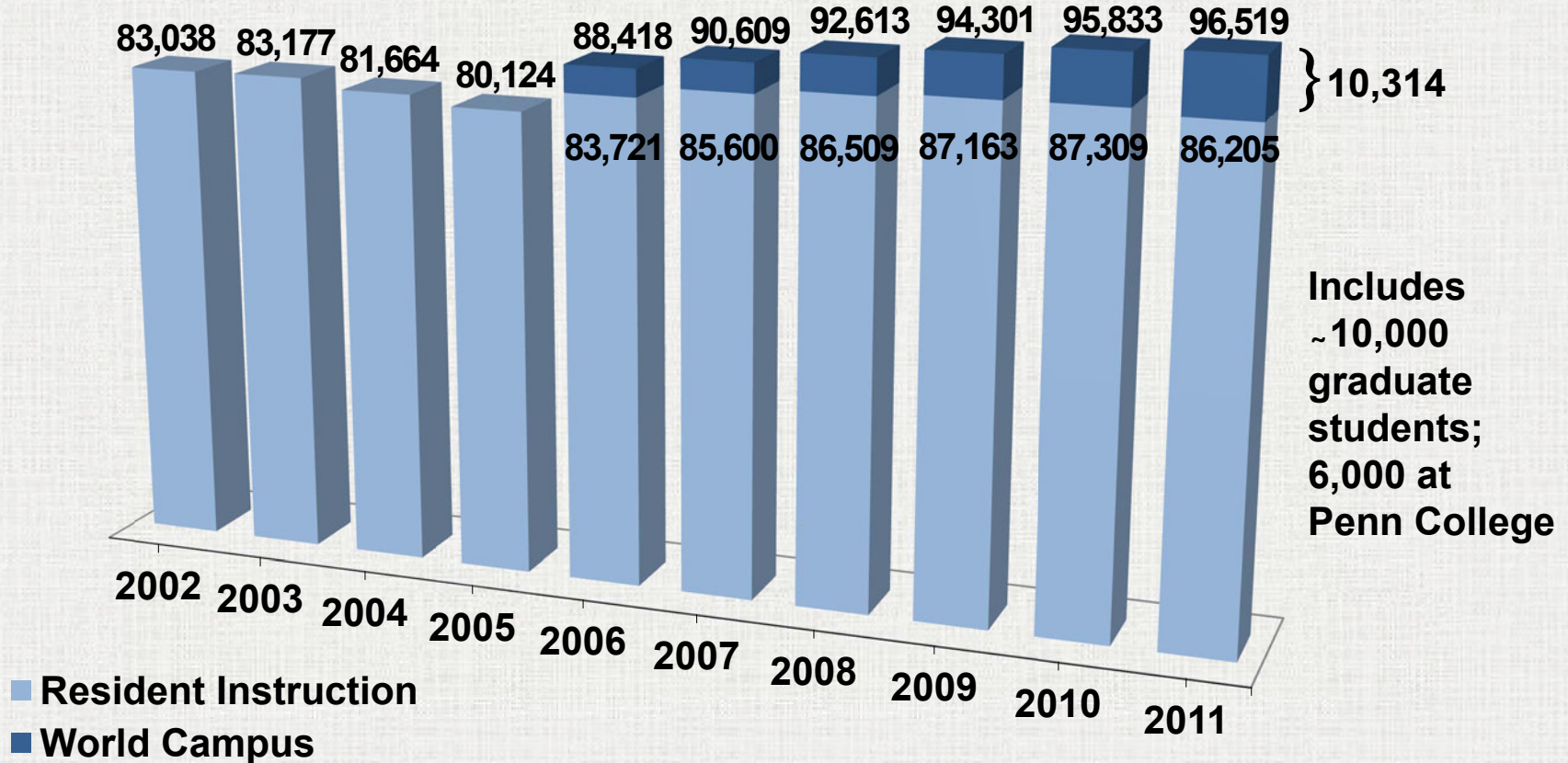
Academics

Size and Location



Is Penn State the right fit for me?

Total University Enrollment



Size and Location



60% of students begin at one of 19 campuses



Penn State Abington

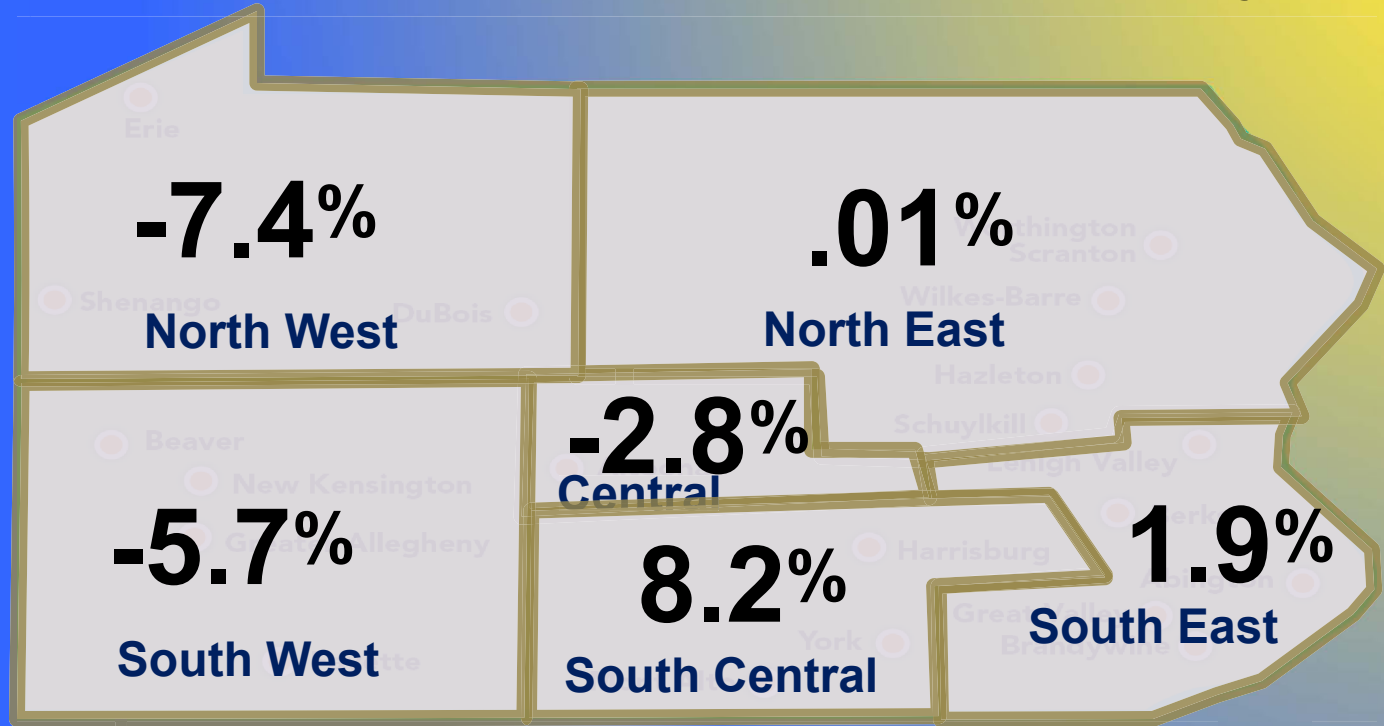
Is Penn State the right fit for me?

One University Geographically Dispersed



2 + 2 or change of campus

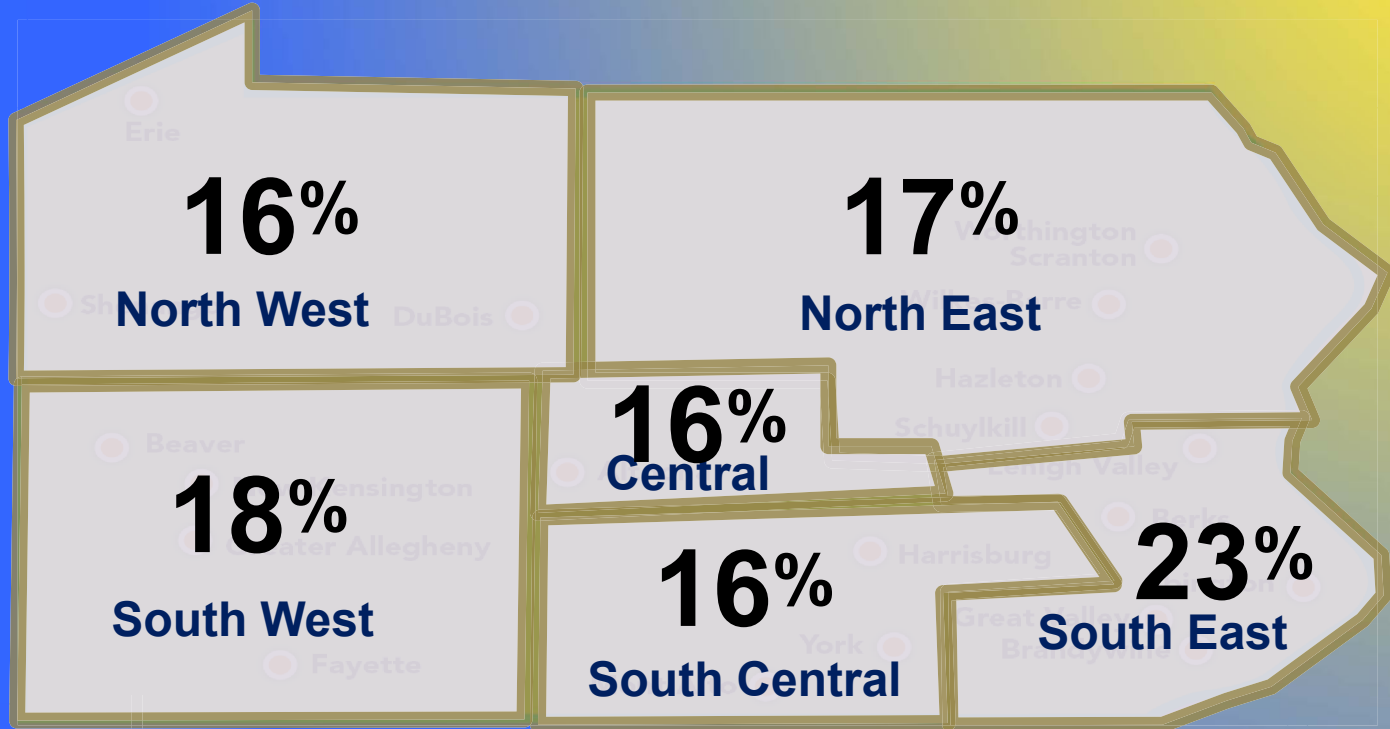
2020-21 PA School District Enrollment Projections



Sources: PA Department of Education

PSU Market Share of Applicants by Region

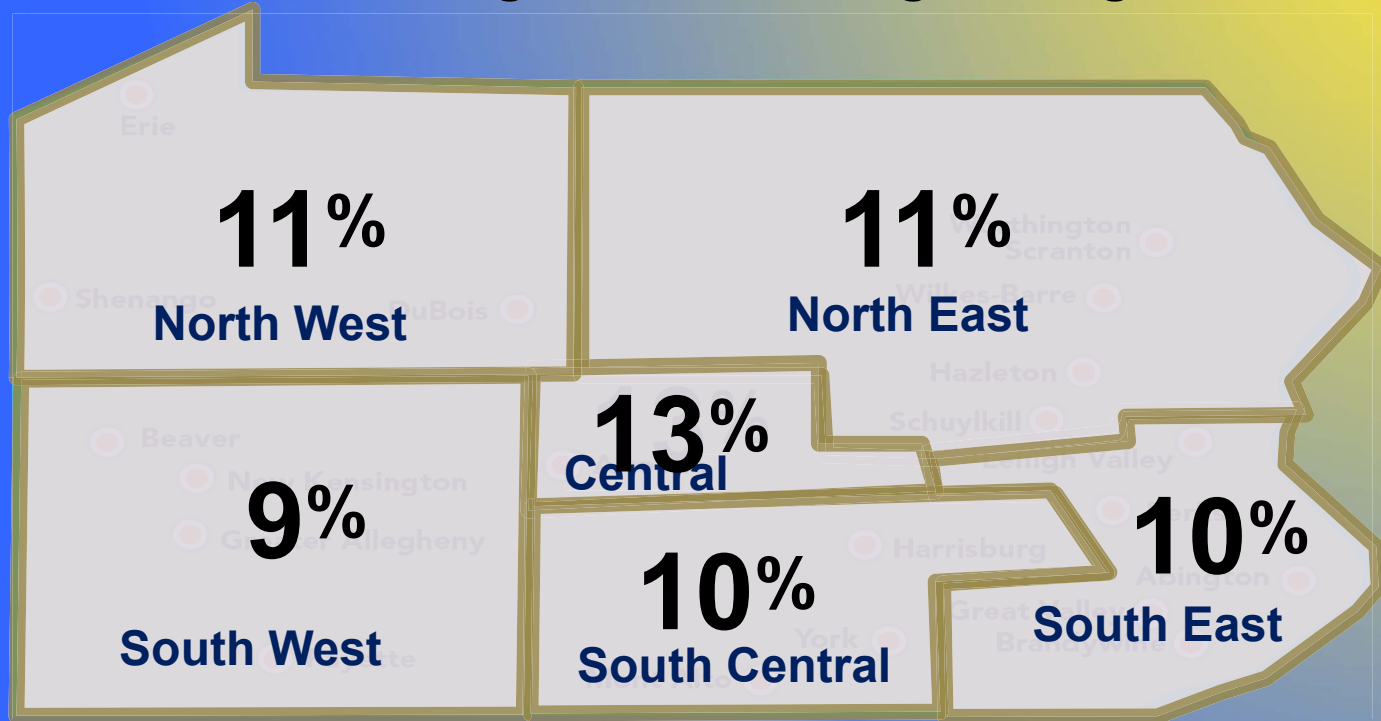
2011 Public and Private High School Graduates



Sources: PA Department of Education

PSU Market Share of Paid Accepts by Region

2011 Public and Private High School College-Going Graduates



Sources: PA Department of Education

Academics

Outstanding Academics

160 majors

6,000+ faculty

Classroom technology and
on-line options



Carla Zembal-Saul, College of Education

Is Penn State the right fit for me?

Academics

A World of Opportunities

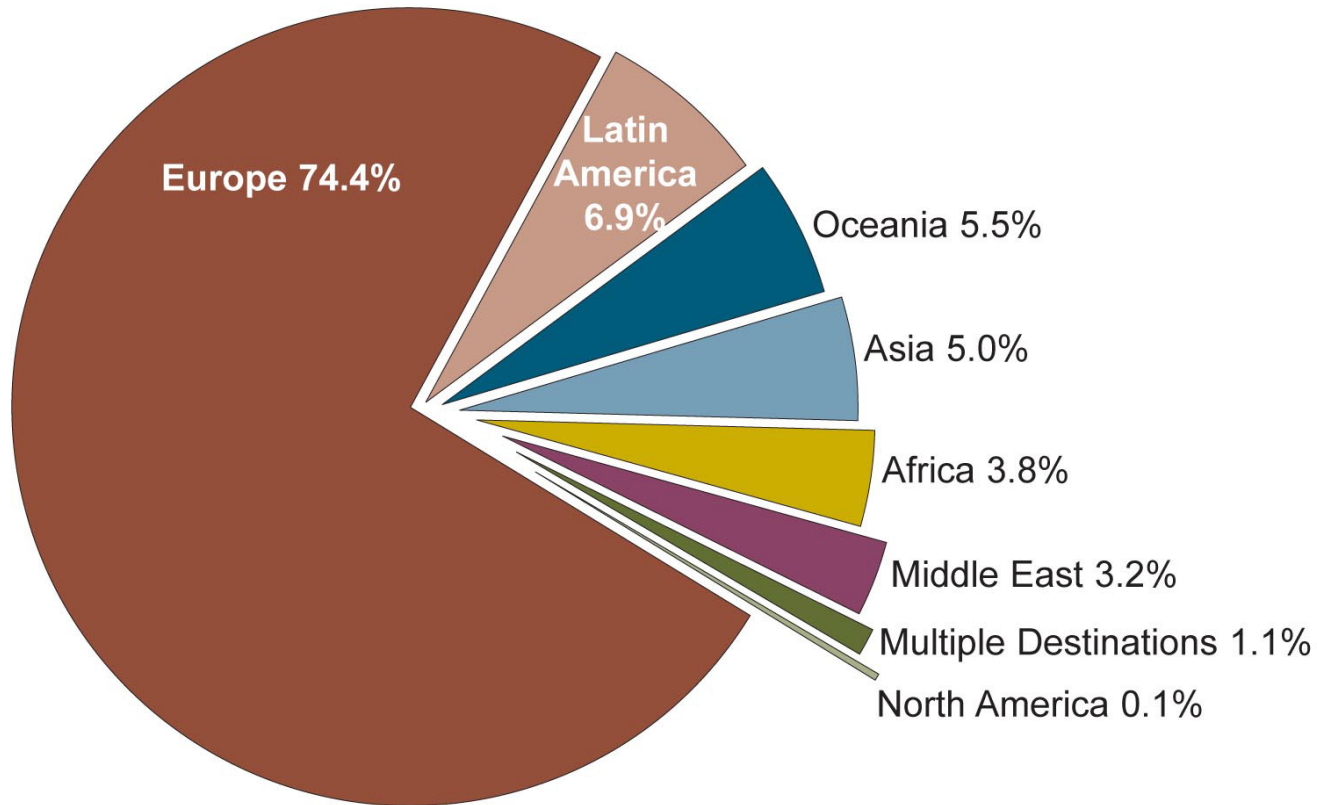
200 programs in 54
countries

2,400 undergraduates/year

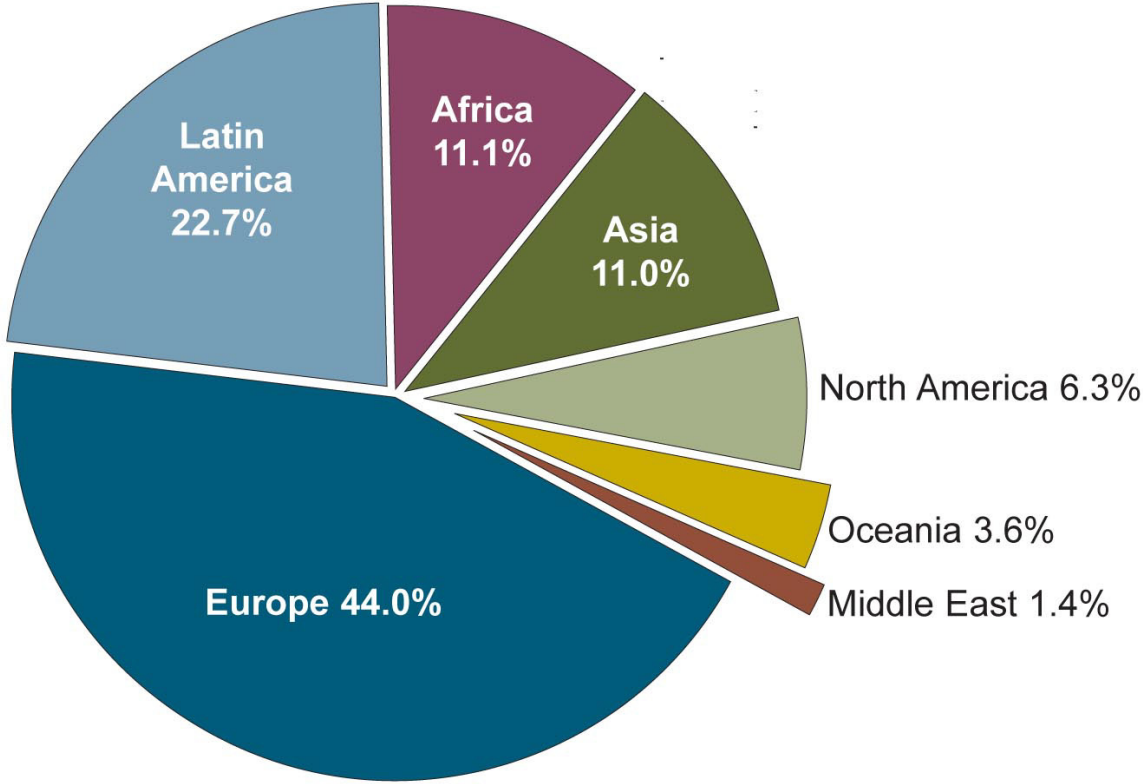


Is Penn State the right fit for me?

Enrollment in Semester/Full Year Programs by Region, 2010-11



Enrollment in Embedded/Faculty-Led Programs by Region, 2010-11



Practical and Hands-on
Opportunities

Undergraduate Research
Service Learning
Internships/Cooperative
Education



Is Penn State the right fit for me?

Honors Education

300+ honors courses
1,950 students (300
first-year)



Is Penn State the right fit for me?

Student Services

New Student Orientation
Counseling and
Advising/Residence Life
Career Services – 1,100
employers, 13,000
interviews

6-year graduation rate 87%



Is Penn State the right fit for me?

Student Life

1,200 Clubs and Organizations



Is Penn State the right fit for me?

Student Life

THON

PENN STATE IFC/PANHELLENIC
DANCE MARATHON



Is Penn State the right fit for me?

Things You Need to Know



Admission Timeline

Estimating Your Eligibility

Admission Requirements

Apply Online

MyPennState



How do I join the Penn State family?



Create Your MyPennState Profile

MyPennState helps you customize your Penn State admissions Web experience.

MyPennState enables you to access all of our online services. Please complete the form below to receive your Friends of Penn State (FPS) User ID and password. You will sign into the MyPennState profile using this user id and password.

To read about how we use your information, please see our [privacy policy](#).

* indicates a required field

Contact Information

* **First Name**

Please use your full name. No nicknames.



Middle Name

* **Last/Family Name**

Suffix

Former Last Name





Penn State Erie, The Behrend College

MyPennState Profile

Welcome ALEXANDER!

Not ALEXANDER? [Logout](#)

[Application Summary/Review](#) ↗

[Transfer Course Evaluation](#) ↗

[Accept your offer](#) ↗

[Schedule a Visit](#)

[Decline your offer](#)

Admissions Decision

Congratulations on your acceptance to Penn State!

I am pleased to offer you admission to The Behrend College for Fall 2012 at **Penn State Erie**. I hope that the information provided on this page will help give you a head start on thinking about your offer to Penn State.

We have you classified as a first-year student with Pennsylvania residency. If you have questions about your classification, please contact Admissions for more information.

Information for Accepted Students



Expand

MyPennState



Apply online.

See how courses transfer.

Set up visits.

Ask the Lion.

How do I join the Penn State family?

Application

Application goes live on September 1

Apply by Nov. 30; decision by Jan. 31

Can express interest in campus location
OR program

Always reviewed for first choice; indicate
alternate choice

Division of Undergraduate Studies

How do I join the Penn State family?



Admission
Requirements

Standardized Test Scores

SAT or ACT

Other Considerations

Activities

Personal statement

Special talent

How do I join the Penn State family?

2012

2013

SEP

OCT

NOV

DEC

JAN

FEB

MAR

APR

MAY

JUN

JUL

AUG

November 30
Recommended
Application Date

Late October–May 1
Application Notification Cycle

January 1: FAFSA Available
March 1: Recommended FAFSA Completion Date

Mid-March
Financial Aid Award Notification Begins

May 1
Deadline for Accepting Offer of Admission

Classes Begin*

*Summer Classes: **June 26**
*Fall Classes: **August 26**

How do I join the Penn State family?

Costs and
Benefits

Financing Your Penn State Education

Free Application for Federal Student Aid (FAFSA)

Available January 1st
Submit by March 1st

Penn State financial aid information:
studentaid.psu.edu

How do I join the Penn State family?





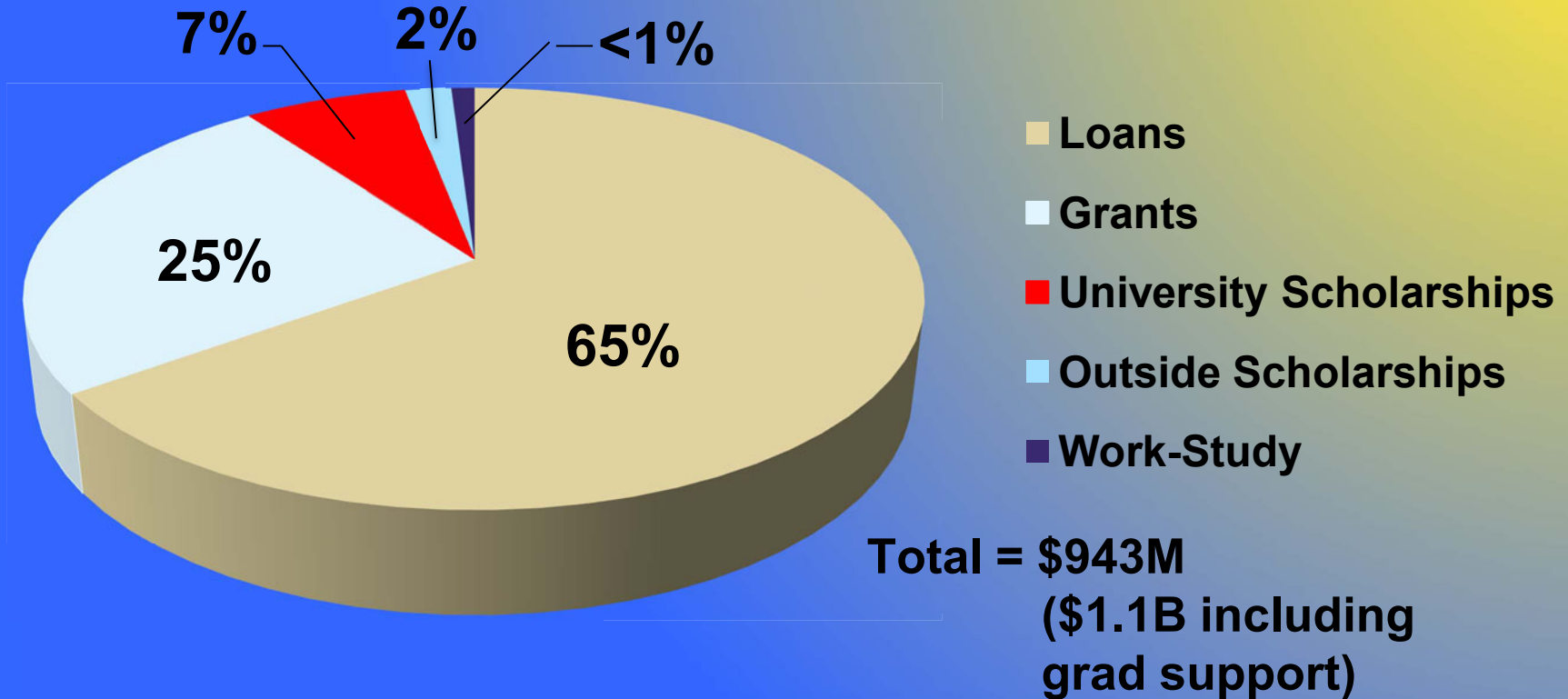
Types of Student Aid

- Loans
- Grants
- Work-study
- Scholarships

Penn State financial aid information:
studentaid.psu.edu

How do I join the Penn State family?

2010-11 Undergraduate Percent of Aid



Undergraduate Student Body Profile

	1st Generation	Pell	With Aid
University Park	21%	20%	72%
Campuses	41%	38%	82%
All University	31%	28%	76%

Penn State costs for 2012-13

PENN STATE UNIVERSITY PARK

PA Resident

Non-PA Resident

Tuition and Fees

\$16,444

\$28,746

Additional Estimated Costs*

Rooms and Meals \$9,698
Books and Supplies \$1,568
Travel and Personal \$4,140

\$15,406

\$15,406

Total

\$31,850

\$44,152

Penn State cost information:
tuition.psu.edu

*Will vary for each student

How do I join the Penn State family?

Penn State costs for 2012-13

COMMONWEALTH CAMPUSES

	PA Resident	Non-PA Resident
Tuition and Fees	\$13,356—13,900	\$19,912—20,794
Additional Estimated Costs*	\$15,406	\$15,406
Rooms and Meals	\$9,698	
Books and Supplies	\$1,568	
Travel and Personal	\$4,140	
Total	\$28,762—29,306	\$35,318—36,200

Penn State cost information:
tuition.psu.edu

*Will vary for each student

How do I join the Penn State family?

Value of a Penn State Education

The right skills and
knowledge

Strong work ethic

Alumni network

